












MIS II

SINGLE USE BURRS : INDICATIONS TABLE

Ref.	MIS BURR (BOX OF 5)	INDICATIONS
OSTEOTOMIES		
 256 016	WEDGE BURR 3.1x13mm MIS	Metatarsal osteotomy with substantial level of correction (10 to 20°). To flatten and thin tiner bone ; to contour in certain cases.
 256 018	STRAIGHT SHANNON BURR 2.0 x 12 mm MIS	Primary metatarsal osteotomy of M1 or osteotomy of P1, neutral level of correction (< 10°).
 256 019	SHORT SHANNON BURR 2.0 x 08 mm MIS	All surgical bone procededures of the lesser toes (R2 to R3) : claws of toes, butt, clinodactyly, shortening, soft corn.
 256 020	LONG SHANNON BURR 2.0 x 12 mm MIS	Metatarsal osteotomy of M1 or osteotomy of P1 allowing the maximal correction of angle (10°) DMMO (Distal Metatarsal Mini Invasive Osteotomy) - Contouring of metatarsal heads (R2 to R5)
 258 156	PERCUTANEOUS CHEVRON BURR 3.0 x 20 mm MIS II	Percutaneous chevron type osteotomy, with shortening effect.
 258 157	PERCUTANEOUS CHEVRON BURR 2.5 x 14 mm MIS II	Percutaneous chevron type osteotomy.
 264 425	PERCUTANEOUS CHEVRON BURR 2,0 x 20 mm MIS II	Percutaneous chevron type osteotomy, without shortening effect.
BONE RESECTION		
 256 017	WEDGE BURR EXTRA 4.1 x 13 mm MIS	To shave and reduce (the medial part of the M1 head) as primary procededure ; cheilectomy of Hallux Rigidus.
INCISION		
 264 259	BEAVER BLADES (ROUNDED) 1 mm be POD (BOX x 24)	Small incision of 1mm for lateral rays
 266 510	BEAVER BLADES (ROUNDED) 3 mm be POD (BOX x 25)	Incision / Arthrolysis / Tenotomy
 266 356	BEAVER BLADES (POINTED) 3 mm be POD (BOX x 20)	Incision / Arthrolysis / Tenotomy

www.fhorthopedics.com