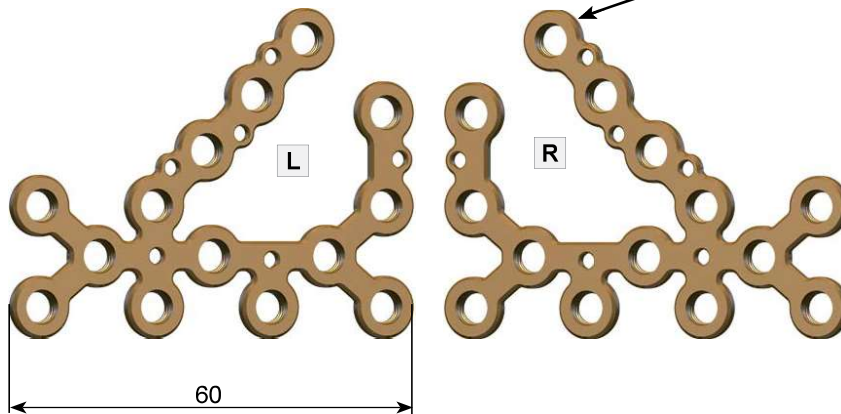


5.0ChLP calcaneal plate

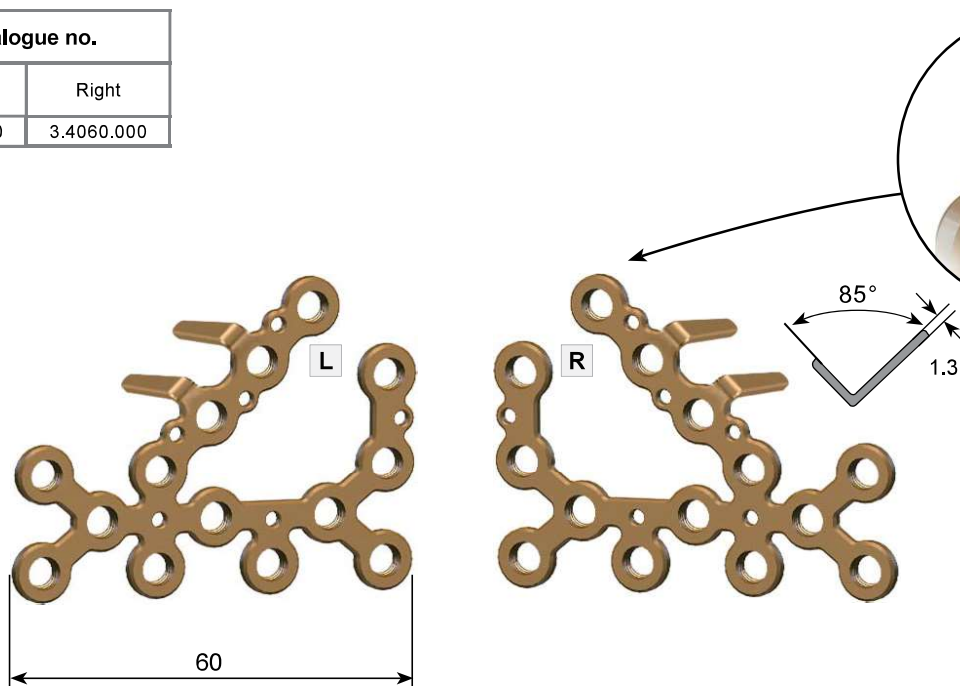


Catalogue no.	
Left	Right
3.4057.000	3.4058.000



5.0ChLP calcaneal plates with hook

Catalogue no.	
Left	Right
3.4059.000	3.4060.000



Indications

- Articular, extra-articular fractures and comminuted fractures of calcaneus.

Contraindications

Absolute:

- Health condition precluding surgery.
- Allergic reactions to the metal from which the implant is made.
- Active infection.

Relative:

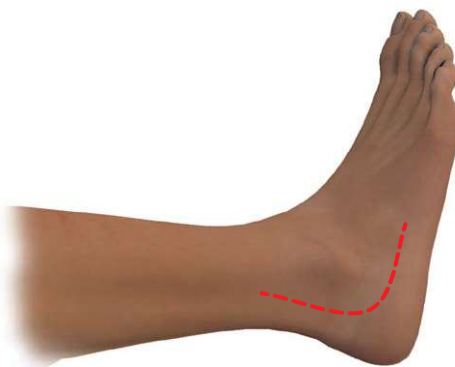
- Weakened bone (*by disease, infection or prior implantation*) making it impossible to install/stabilize the implant properly.
- Abnormal perfusion of fracture area.
- Excessive obesity.
- Lack of adequate tissue coverage.
- Psychiatric disorders or the disorders of the musculoskeletal system which may create a risk of fusion failure or complications in the postoperative period.
- Other medical conditions that exclude the potential benefits of the treatment.

The patient's position



Position: laying on the side.

Surgical approach



Lateral approach.

Procedure stages

- Reduction of fracture and stabilization of the fracture fragments using Kirschner wires.
- The choice of implants - determining the length and position of the implant.
- Shaping the implant - bending arms of the plate, cutting away unnecessary holes.
- Insertion of the plate and its positioning.
- Temporary stabilization of the implant using Kirschner wires,
- Introduction of the screws (*Attention: Reduction of the bone fragments will not be possible after using locking screws. Avoid clashes of the screws!*).
- Making X-Ray film in both A-P and lateral position as to make sure the plate and screws are positioned properly.
- Closing the wound.